



ADMINISTRATIVE OFFICE:  
1st Phase, J.P. Nagar, Bangalore-560 078.  
Ph: 080-26659532, 61754501/02 Fax: 080 - 26548658

**THE OXFORD DENTAL COLLEGE**

Accredited with 'A' grade by NAAC

(Recognized by the Govt. of Karnataka, affiliated to Rajiv Gandhi University of Health Sciences,  
Karnataka & Recognized by Dental Council of India, New Delhi)

Bommanahalli, Hosur Road, Bangalore - 560 068.

Ph: 080-61754680 Fax: 080 - 61754693

E-mail: deandirectortodc@gmail.com Website: [www.theoxford.edu](http://www.theoxford.edu)

## The Oxford Dental College

### Objective Structured Clinical Examination and Objective Structured Practical Examination

Sr. No.	Name of the Department	Page No.
1.	Oral Medicine and Radiology	2-3
2.	Oral Surgery	4
3.	Conservative and Endodontics	5-14
4.	Periodontology	15
5.	Prosthodontics	16-17
6.	Orthodontics	18
7.	Pedodontics	19-26
8.	Oral Pathology	27-28
9.	Public Health Dentistry	29-30

*PRINCIPAL*  
The Oxford Dental College  
Bommanahalli, Hosur Road,  
Bangalore - 560 068.



Administrative Office,  
1st Phase, J.P. Nagar, Bangalore-560 078.  
Ph: 080-26659532, 61754501/02 Fax: 080 - 26548658

**THE OXFORD DENTAL COLLEGE**

Accredited with 'A' grade by NAAC

(Recognized by the Govt. of Karnataka, affiliated to Rajiv Gandhi University of Health Sciences,  
Karnataka & Recognized by Dental Council of India, New Delhi)

Bommanahalli, Hosur Road, Bangalore - 560 068.  
Ph: 080-61754680 Fax: 080 - 61754693

E-mail: deandirectortodc@gmail.com Website: [www.theoxford.edu](http://www.theoxford.edu)

## DEPARTMENT OF ORAL MEDICINE AND RADIOLOGY

Steps taken to measure the competencies or outcomes

1. The Student is trained to perform a comprehensive history taking, thorough clinical examination, knowledge of relevant hematological, microbiological, biochemical investigations and integrate the applied medical sciences with oral diseases.
2. Develop competencies to assimilate clinical findings, establish a diagnosis, assess prognosis and formulate a comprehensive treatment plan.

All undergraduate students are expected to perform the following at the expected level of general dental practice

- i. Collect and organize appropriate clinical data of the patients including a complete case history, physical examination, intraoral examination and laboratory tests.
  - ii. Establish the clinical diagnosis
  - iii. Formulate and implement the acceptable treatment modalities
  - iv. Implement the oral disease preventive measures and patient education
  - v. Involve the patients in decision making and obtain patients consent to perform the procedures
  - vi. Demonstrate the knowledge on production of x-rays and the biological effects of radiation
  - vii. Apply the quality assurance protocol in radiology practice
  - viii. Take diagnostically acceptable intra oral periapical radiographs and bite wing radiographs by using appropriate techniques
  - ix. Follow the principles of radiographic interpretation and identify the normal structures and pathological conditions
  - x. Interpret the intra oral radiographic images, make radiodiagnosis and integrate the findings with clinical examination to derive the final diagnosis and treatment plan.
3. Understand principles of therapeutics and effectively practice current evidence based practice in medical management of common maxillofacial disorders.
  4. Have knowledge of various imaging modalities of diagnostic use in Orofacial region. Develop competency to independently perform and report the imaging findings of 2D intra oral, panoramic and small FOV CBCT images
  5. Understand the oral health – systemic health link, diagnose oral changes due to systemic disorders and formulate comprehensive dental treatment for medically complex patients.

Forwarded to  
Principal

PRINCIPAL  
The Oxford Dental College  
Bommanahalli, Hosur Road,  
Bangalore - 560 068.  
PRINCIPAL  
The Oxford Dental College  
Bommanahalli, Hosur Road,



ADMINISTRATIVE OFFICE  
1st Phase, J.P. Nagar, Bangalore-560 078.  
Ph: 080-26659532, 61754501/02 Fax: 080 - 26548658

**THE OXFORD DENTAL COLLEGE**

Accredited with 'A' grade by NAAC

(Recognized by the Govt. of Karnataka, affiliated to Rajiv Gandhi University of Health Sciences,  
Karnataka & Recognized by Dental Council of India, New Delhi)

Bommanahalli, Hosur Road, Bangalore - 560 068.  
Ph: 080-61754680 Fax: 080 - 61754693

E-mail: deandirectortodc@gmail.com Website: www.theoxford.edu

## DEPARTMENT OF ORAL MEDICINE AND RADIOLOGY

- Department follows objective structured clinical examination (OSCE) for assessment.
- Faculty will conduct viva-voce conjointly on candidate's comprehension, analytical approach, expression, interpretation of data and communication skills.
- It includes all components of course contents like Detailed presentation of case histories of routine and special cases & IOPA radiographic examination.

CATEGORY	ASSESSMENT	SCORES	TOTAL
PRESENTATION OF CASE HISTORIES	CASE HISTORY AND COMPONENTS	10 MARKS	90 MARKS
	GENERAL PHYSICAL EXAMINATION	10 MARKS	
	EXTRAORAL EXAMINATION	10 MARKS	
	INTRAORAL EXAMINATION	15 MARKS	
	PROVISIONAL AND DIFFERENTIAL DIAGNOSIS	10 MARKS	
	CHAIR SIDE INVESTIGATIONS	5 MARKS	
	SPECIAL INVESTIGATIONS	5 MARKS	
	FINAL DIAGNOSIS	10 MARKS	
	TREATMENT PLAN AND PROGNOSIS	10 MARKS	
	REFERRALS	5 MARKS	

CATEGORY	ASSESSMENT	SCORES	TOTAL
IOPA RADIOGRAPHIC EXAMINATION	SELECTION OF RADIOGRAPHIC TECHNIQUE	5 MARKS	90 MARKS
	SETTING OF EXPOSURE PARAMETERS	5 MARKS	
	POSITIONING OF PATIENT AND IMAGE RECEPTOR	10 MARKS	
	RADIOGRAPHIC EXPOSURE	20 MARKS	
	PROCESSING OF THE RADIOGRAPH	20 MARKS	
	RADIOGRAPHIC INTERPRETATION	20 MARKS	
	DISINFECTION PROTOCOL	10 MARKS	

*S. Balchai*  
**PROFESSOR & HEAD**  
Dept of Oral Medicine & Radiology  
The Oxford Dental College  
Bangalore-68

SIGNATURE OF THE HEAD OF THE DEPARTMENT



Administrative Office:  
1st Phase, J.P. Nagar, Bangalore-560 078.  
Ph: 080-26659532, 61754501/02 Fax: 080 - 26548658

**THE OXFORD DENTAL COLLEGE**

Accredited with 'A' grade by NAAC

(Recognized by the Govt. of Karnataka, affiliated to Rajiv Gandhi University of Health Sciences,  
Karnataka & Recognized by Dental Council of India, New Delhi)

Bommanahalli, Hosur Road, Bangalore - 560 068.  
Ph: 080-61754680 Fax: 080 - 61754693

E-mail: [deandirectortodc@gmail.com](mailto:deandirectortodc@gmail.com) Website: [www.theoxford.edu](http://www.theoxford.edu)

## DEPARTMENT OF ORAL AND MAXILLOFACIAL SURGERY

- Department follows objective structured clinical examination (OSCE) for assessment.
- Faculty will conduct viva-voce conjointly on candidate's comprehension, analytical approach, expression, techniques and communication skills.

It includes all components of course contents like:

▪ **OSCE**

- a) Case history taking
- b) Clinical examination
- c) Armamentarium
- d) Techniques of Maxillary and Mandibular anaesthesia
- e) Techniques of Extraction

▪ **OSPE**

- a) Clinical Viva voce
- b) Suturing Techniques on pillows
- c) Wiring techniques on models

CATEGORY	ASSESSMENT	SCORES	TOTAL
OSCE	CASE HISTORY TAKING	10 MARKS	90 MARKS
	CLINICAL EXAMINATION	10 MARKS	
	ARMAMENTARIUM	10 MARKS	
	TECHNIQUES OF ANESTHESIA	30 MARKS	
	TECHNIQUES OF EXTRACTION	30 MARKS	

CATEGORY	ASSESSMENT	SCORES	TOTAL
OSPE	CLINICAL VIVA VOCE	30 MARKS	90 MARKS
	SUTURING TECHNIQUES ON PILLOWS	30 MARKS	
	WIRING TECHNIQUES ON MODELS	30 MARKS	

SIGNATURE  
HEAD OF DEPARTMENT

Dr. HARISH KUMAR .A BDS.,MDS.,  
Professor & H.O.D. Department of Oral, Maxillofacial  
Surgery & Implantology  
The Oxford Dental College & Hospital,  
Bangalore



Administrative Office:  
1st Phase, J.P. Nagar, Bangalore-560 078.  
Ph: 080-26659532, 61754501/02 Fax: 080 - 26548658

**THE OXFORD DENTAL COLLEGE**

Accredited with 'A' grade by NAAC

(Recognized by the Govt. of Karnataka, affiliated to Rajiv Gandhi University of Health Sciences, Karnataka & Recognized by Dental Council of India, New Delhi)

Bommanahalli, Hosur Road, Bangalore - 560 068.  
Ph: 080-61754680 Fax: 080 - 61754693

E-mail: [deandirectortodc@gmail.com](mailto:deandirectortodc@gmail.com) Website: [www.theoxford.edu](http://www.theoxford.edu)



CHILDREN'S EDUCATION SOCIETY (Regd.)

THE OXFORD DENTAL COLLEGE

(Recognized by the Govt. of Karnataka, Affiliated to Rajiv Gandhi University of Health Sciences, Karnataka & Recognized by Dental Council of India, New Delhi)

Bommanahalli, Hosur Road, Bangalore - 560 068.  
Ph: 080-61754680 Fax: 080 - 61754693 E-mail: [deandirectortodc@gmail.com](mailto:deandirectortodc@gmail.com)  
Website: [www.theoxford.edu](http://www.theoxford.edu)

**DEPARTMENT OF CONSERVATIVE DENTISTRY & ENDODONTICS**

**THE OXFORD DENTAL COLLEGE**


Assessment forms: for Preclinical Conservative and clinical

Department follows objective structured clinical examination (OSCE) for assessment.

**OSCE**

**Evaluation of root canal treatment on anterior teeth**

S.No	Assessment	Score
1.	Administration of local anesthesia	1
2.	Rubber dam placement	1
3.	Access opening:	<ul style="list-style-type: none"><li>• Outline form has completely removed dental caries/infected dentin -1</li><li>• Outline form is conservative with a straight line access-1</li><li>• Removal of lingual shoulder -1</li></ul>
4.	Working length determination: <ul style="list-style-type: none"><li>• Ingle's method of determination</li></ul>	1
5.	Cleaning and shaping:	<ul style="list-style-type: none"><li>• Initial apical file -1</li><li>• Step back technique with frequent recapitulation and</li></ul>

  
**Dr. SRIREKHA**  
Professor & Head of the Department  
Department of Conservative Dentistry & Endodontics  
The Oxford Dental College



Administrative Office:  
1st Phase, J.P. Nagar, Bangalore-560 078.  
Ph: 080-26659532, 61754501/02 Fax: 080 - 26548658

**THE OXFORD DENTAL COLLEGE**  
Accredited with 'A' grade by NAAC

(Recognized by the Govt. of Karnataka, affiliated to Rajiv Gandhi University of Health Sciences, Karnataka & Recognized by Dental Council of India, New Delhi)  
Bommanahalli, Hosur Road, Bangalore - 560 068.  
Ph: 080-61754680 Fax: 080 - 61754693  
E-mail: [deandirectortodc@gmail.com](mailto:deandirectortodc@gmail.com) Website: [www.theoxford.edu](http://www.theoxford.edu)

## Evaluation of Anterior Composite restorations

Sr.No	Assessment	Score
1	Shade selection	1
2	Tooth preparation	Yes-1 No - 0
3	Rubber dam placement	Yes -1 No -0
4	Etching Yes – 0 No -1	Yes -1 No -0
5.	Bonding and restoration	1
6.	Finishing and polishing	1

## OSPE

Department follows objective structured pre clinical examination (OSPE) for assessment.

### Class I Cavity Preparation Evaluation

S.No	Assessment	Score
1.	Smooth flowing outline without sharp line angles	1
2.	Faciolingual width of the preparation	1
3.	Maintenance of cuspal integrity without undermining	1
4.	Integrity of the	1



Administrative Office:  
1st Phase, J.P. Nagar, Bangalore-560 078.  
Ph: 080-26659532, 61754501/02 Fax: 080 - 26548658

**THE OXFORD DENTAL COLLEGE**

Accredited with 'A' grade by NAAC

(Recognized by the Govt. of Karnataka, affiliated to Rajiv Gandhi University of Health Sciences, Karnataka & Recognized by Dental Council of India, New Delhi)  
Bommanahalli, Hosur Road, Bangalore - 560 068.  
Ph: 080-61754680 Fax: 080 - 61754693  
E-mail: deandirectortodc@gmail.com Website: www.theoxford.edu

			marginal ridge	
6			Depth of the preparation	1
5.				
6.			Smoothness of the pulpal floor	1
<b>S.No</b>	<b>Assessment</b>	<b>Score</b>		1
1.	If the applied cavity base on the pulpal floor is smooth and continuous?	Yes-1 No-0	Angulation of the facial wall	
2.	After giving cavity base if there is adequate space for placement of amalgam	Yes-1 No-0		
3.	If there is any excess cement on any part of the cavity other than recommended? Yes-- -2 (minus) If you improve upon your minor mistakes within 5 minutes +1 mark In case of repetition of the cavity base,if you complete the cavity base in 10 minutes- +2 marks			
7.				
8.			Angulation of the lingual wall	1
9.			Angulation of the mesial wall	1
10.			Angulation of the distal wall	1
11.			Finishing of the walls	1
12.			Cavosurface margins	1



Administrative Office:  
1st Phase, J.P. Nagar, Bangalore-560 078.  
Ph: 080-26659532, 61754501/02 Fax: 080 - 26548658

**THE OXFORD DENTAL COLLEGE**

Accredited with 'A' grade by NAAC

(Recognized by the Govt. of Karnataka, affiliated to Rajiv Gandhi University of Health Sciences,  
Karnataka & Recognized by Dental Council of India, New Delhi)

Bommanahalli, Hosur Road, Bangalore - 560 068.

Ph: 080-61754680 Fax: 080 - 61754693

E-mail: [deandirectortodc@gmail.com](mailto:deandirectortodc@gmail.com) Website: [www.theoxford.edu](http://www.theoxford.edu)

## Evaluation of Cavity Base in a Class I Cavity For Amalgam

### Evaluation of Dental Amalgam filling and Carving

Sr.No	Assessment	Score
1	Surface characteristics of carved amalgam	smooth and shiny-1 grainy, black-0, mirror like reflection - 0
2	Reproduction of anatomic details like cuspal ridges, triangular ridges and grooves.	Yes-1 No - 0
3	Adaptation of amalgam to cavosurface margins.	Well adapted -1 No -0
4	Any under filling/over carving Overfilling/under carving	Yes - 0 No -1

### Evaluation of Dental Amalgam Filling and Carving in Class I Compound Cavity

Sr.No	Assessment	Score
1	Surface characteristics of carved amalgam.	(smooth and shiny-1 grainy, black-0, mirror like reflection - 0)
2	Reproduction of anatomic details like cuspal ridges, triangular ridges and grooves including buccal/palatal/lingual surface contours, pits & fissure anatomy for the respective extension.	Yes-1 No - 0
3	Adaptation of amalgam to cavosurface margins.	Well adapted -1 No -0
4	Any under filling/over carving Overfilling/under carving	Yes-1 No - 0





Administrative Office,  
1st Phase, J.P. Nagar, Bangalore-560 078.  
Ph: 080-26659532, 61754501/02 Fax: 080 - 26548658

**THE OXFORD DENTAL COLLEGE**

Accredited with 'A' grade by NAAC

(Recognized by the Govt. of Karnataka, affiliated to Rajiv Gandhi University of Health Sciences,  
Karnataka & Recognized by Dental Council of India, New Delhi)

Bommanahalli, Hosur Road, Bangalore - 560 068.  
Ph: 080-61754680 Fax: 080 - 61754693

E-mail: [deandirectortodc@gmail.com](mailto:deandirectortodc@gmail.com) Website: [www.theoxford.edu](http://www.theoxford.edu)

**Evaluation of Class II Cavity Preparation Evaluation of MOD(Mesio-Occluso-Distal) Cavity Preparation**

S.No	Assessment	Score
1.	Faciolingual width of the isthmus	1
2.	Placement of the proximal walls: <ul style="list-style-type: none"> <li>• Occlusal convergence</li> <li>• Proximal flare</li> <li>• Clearance between the wall and adjacent tooth.</li> </ul>	1
3.	Placement of axial walls in terms of <ul style="list-style-type: none"> <li>• Location</li> <li>• Design</li> </ul>	(at the isthmus-0) (inside the isthmus-0) (outside the isthmus-1)
4.	Axiopulpal line angle	<b>Rounded -1</b>
5.	Placement of the cervical floor in terms of <ul style="list-style-type: none"> <li>• Location</li> <li>• Nature/Design</li> <li>• Width</li> </ul>	(at contact area-0) (above contact area -0) (below contact area -1)
6.	Finishing of the pulpal floor and relation of the pulpal floor with the cervical floor	1
7.	Final proximal cavosurface design	1
8.	S-curve(if applicable)	1
9.	Final finishing of line angles and point angles	1
10.	Any complications arised <ul style="list-style-type: none"> <li>• Weakening of the opposite marginal ridge</li> <li>• Loss of cuspal integrity</li> </ul>	1



Administrative Office:  
1st Phase, J.P. Nagar, Bangalore-560 078.  
Ph: 080-26659532, 61754501/02 Fax: 080 - 26548658

**THE OXFORD DENTAL COLLEGE**

Accredited with 'A' grade by NAAC

(Recognized by the Govt. of Karnataka, affiliated to Rajiv Gandhi University of Health Sciences,  
Karnataka & Recognized by Dental Council of India, New Delhi)

Bommanahalli, Hosur Road, Bangalore - 560 068.

Ph: 080-61754680 Fax: 080 - 61754693

E-mail: deandirectortodc@gmail.com Website: www.theoxford.edu

### Evaluation of Cavity Base and Application of Matrix Band Retainer and wedge in MOD cavity for Amalgam

S.No	Assessment	Score
1.	If the applied cavity base on the pulpal floor,axial wall and axiopulpal line angle is smooth,continuous with round axio pulpal line angle ?	Yes-2 No-0
2.	After giving cavity base if there is adequate space for placement of amalgam in respect of occlusal as well as slot/step component of the cavity?	Yes-2 No-0
3.	If there is any excess cement on any part of the cavity other than recommended? Yes-- -2 (minus) If you improve upon your minor mistakes within 5 minutes +1 mark In case of repetition of the cavity base,if you complete the cavity base in 10 minutes- +2 marks	
4	If the applied matrix has perfectly adapted the band	Yes-1 No-0
5	Height of the matrix band. (1mm above adjacent marginal ridge and 1 mm below cervical margin-1 Too long – 0 Too short – 0)	
6	If the contour of the matrix band is corresponding to the contour of the missing wall.	Yes-1 No-0
7	If the matrix band has adapted to the mesial/distal cavosurface margins and cervical margins? If you improve upon on your mistake in 5 minutes - +2 marks	Yes-2 No-0
8	Shape, size of the wedges if corresponding to the shape, size of the embrasures?	Yes-1 No-0
9	When the wedges are placed they should occupy the gingival embrasure fully and improve the adaptability of the matrix band effectively to the cervical cavosurface margin and pass through and through the embrasure from the buccal to lingual embrasure or vice versa? If you improve upon on your mistake in 5 minutes - +2 marks	Yes-2 No-0

### Class II Cavity Preparation Evaluation

S.No	Assessment	Score
1.	Smooth flowing outline without sharp line angles	1



Administrative Office,  
1st Phase, J.P. Nagar, Bangalore-560 078.  
Ph: 080-26659532, 61754501/02 Fax: 080 - 26548658

**THE OXFORD DENTAL COLLEGE**

Accredited with 'A' grade by NAAC

(Recognized by the Govt. of Karnataka, affiliated to Rajiv Gandhi University of Health Sciences,  
Karnataka & Recognized by Dental Council of India, New Delhi)

Bommanahalli, Hosur Road, Bangalore - 560 068.  
Ph: 080-61754680 Fax: 080 - 61754693

E-mail: [deandirectortodc@gmail.com](mailto:deandirectortodc@gmail.com) Website: [www.theoxford.edu](http://www.theoxford.edu)

2.	Faciolingual width of the preparation	1
3.	Maintenance of cuspal integrity without undermining	1
4.	Integrity of the marginal ridge	1
5.	Depth of the preparation	1
6.	Smoothness of the pulpal floor	1
7.	Angulation of the facial wall	1
8.	Angulation of the lingual wall	1
9.	Angulation of the mesial wall	1
10.	Angulation of the distal wall	1
11.	Faciolingual width of the isthmus	1
12.	Placement of the proximal walls: <ul style="list-style-type: none"> <li>• Occlusal convergence</li> <li>• Proximal flare</li> <li>• Clearance between the wall and adjacent tooth.</li> </ul>	1
13.	Placement of axial walls in terms of <ul style="list-style-type: none"> <li>• Location</li> <li>• Design</li> </ul>	(at the isthmus-0) (inside the isthmus-0) (outside the isthmus-1)
14.	Axiopulpal line angle	1
15.	Placement of the cervical floor in terms of <ul style="list-style-type: none"> <li>• Location</li> <li>• Nature/Design</li> <li>• Width</li> </ul>	(at contact area-0) (above contact area -0) (below contact area -1)



Administrative Office:  
1st Phase, J.P. Nagar, Bangalore-560 078.  
Ph: 080-26659532, 61754501/02 Fax: 080 - 26548658

**THE OXFORD DENTAL COLLEGE**

**Accredited with 'A' grade by NAAC**

(Recognized by the Govt. of Karnataka, affiliated to Rajiv Gandhi University of Health Sciences,  
Karnataka & Recognized by Dental Council of India, New Delhi)

Bommanahalli, Hosur Road, Bangalore - 560 068.

Ph: 080-61754680 Fax: 080 - 61754693

E-mail: [deandirectortodc@gmail.com](mailto:deandirectortodc@gmail.com) Website: [www.theoxford.edu](http://www.theoxford.edu)

16.	Finishing of the pulpal floor and relation of the pulpal floor with the cervical floor	1
17.	Final proximal cavosurface design	1
18.	S-curve(if applicable)	1
19.	Final finishing of line angles and point angles	1
20.	Any complications arised <ul style="list-style-type: none"><li>• Weakening of the opposite marginal ridge</li><li>• Loss of cuspal integrity</li></ul>	1

**Evaluation of Cavity Base in a Class II Cavity For Amalgam**



Administrative Office:  
1st Phase, J.P. Nagar, Bangalore-560 078.  
Ph: 080-26659532, 61754501/02 Fax: 080 - 26548658

**THE OXFORD DENTAL COLLEGE**

Accredited with 'A' grade by NAAC

(Recognized by the Govt. of Karnataka, affiliated to Rajiv Gandhi University of Health Sciences,  
Karnataka & Recognized by Dental Council of India, New Delhi)

Bommanahalli, Hosur Road, Bangalore - 560 068.

Ph: 080-61754680 Fax: 080 - 61754693

E-mail: [deandirectortodc@gmail.com](mailto:deandirectortodc@gmail.com) Website: [www.theoxford.edu](http://www.theoxford.edu)

11

S.No	Assessment	Score
1.	If the applied cavity base on the pulpal floor and axial wall is smooth and continuous?	Yes-1 No-0
2.	After giving cavity base if there is adequate space for placement of amalgam	Yes-1 No-0
3.	If there is any excess cement on any part of the cavity other than recommended?	Yes-- -2 (minus) If you improve upon your minor mistakes within 5 minutes +1 mark In case of repetition of the cavity base, if you complete the cavity base in 10 minutes- +2 marks

12



Administrative Office:  
1st Phase, J.P. Nagar, Bangalore-560 078.  
Ph: 080-26659532, 61754501/02 Fax: 080 - 26548658

**THE OXFORD DENTAL COLLEGE**

Accredited with 'A' grade by NAAC

(Recognized by the Govt. of Karnataka, affiliated to Rajiv Gandhi University of Health Sciences, Karnataka & Recognized by Dental Council of India, New Delhi)

Bommanahalli, Hosur Road, Bangalore - 560 068.

Ph: 080-61754680 Fax: 080 - 61754693

E-mail: deandirectortodc@gmail.com Website: www.theoxford.edu

**Evaluation of Matricing and wedge placement**

S.No	Assessment	Score
1.	If the selection of matrix system is adequate?	Yes-1 No-0
2.	If the selection of wedge is adequate?	Yes-1 No-0
3.	If the placement of wedge is adequate?	Yes-1 No-0

**Dental materials IIInd yr BDS**

**Self Assessment Form**

Sl. No.	Assessment
	Cleanliness of the work area
	Cleanliness of the operating instruments (mackintosh, cement spatula, plastic spatula, glass slab, mortar and pestle, squeeze cloth)
	Dispensing & proportioning of the material
	Manipulation of the material <ul style="list-style-type: none"> <li>(a) Evaluation of Zinc Phosphate Cement               <ul style="list-style-type: none"> <li>• Luting consistency (1 inch string)</li> <li>• Putty consistency (mix should not stick to the spatula)</li> </ul> </li> <li>(b) Evaluation of Zinc Oxide Eugenol Cement               <ul style="list-style-type: none"> <li>• Thin consistency</li> <li>• Temporary filling consistency (has to be rolled without sticking to the spatula)</li> </ul> </li> <li>(c) Evaluation of Glass Ionomer Cement               <ul style="list-style-type: none"> <li>(1) Type 1 – Luting</li> <li>(2) Type 2 – Restorative (mix should have gloss)</li> </ul> </li> <li>(d) Evaluation of Zinc Polycarboxylate Cement</li> </ul>



Administrative Office:  
1st Phase, J.P. Nagar, Bangalore-560 078.  
Ph: 080-26659532, 61754501/02 Fax: 080 - 26548658

**THE OXFORD DENTAL COLLEGE**

Accredited with 'A' grade by NAAC

(Recognized by the Govt. of Karnataka, affiliated to Rajiv Gandhi University of Health Sciences,  
Karnataka & Recognized by Dental Council of India, New Delhi)

Bommanahalli, Hosur Road, Bangalore - 560 068.  
Ph: 080-61754680 Fax: 080 - 61754693

E-mail: [deandirectortodc@gmail.com](mailto:deandirectortodc@gmail.com) Website: [www.theoxford.edu](http://www.theoxford.edu)



CHILDREN'S EDUCATION SOCIETY (Regd.)

THE OXFORD DENTAL COLLEGE

(Recognized by the Govt. of Karnataka, Affiliated to Rajiv Gandhi University of Health Sciences,  
Karnataka Samp; Recognized by Dental Council of India, New Delhi)  
Bommanahalli, Hosur Road, Bangalore - 560 068.  
Ph: 080-61754680 Fax: 080 - 61754693 E-mail: [deandirectortodc@gmail.com](mailto:deandirectortodc@gmail.com)  
Website: [www.theoxford.edu](http://www.theoxford.edu)

	<ul style="list-style-type: none"><li>• Luting</li><li>• Restorative</li></ul> <p>(e) Evaluation of Silver Amalgam</p> <ul style="list-style-type: none"><li>• Undertrituration</li><li>• Overtrituration</li><li>• Homogeneity</li><li>• Drop test (from a height of 8-10 inches)</li></ul>
5.	Disposal of the mix
6.	Cleaning of the instruments & the work area

**Criteria for the assessment**

0 – below average

1 – average

2 – good

3 – very good

**Dr. SRIREKHA .A**  
Professor & Head of the Department  
Department of Conservative Dentistry & Endodontics,  
The Oxford Dental College



Administrative Office:  
1st Phase, J.P. Nagar, Bangalore-560 078.  
Ph: 080-26659532, 61754501/02 | Fax: 080 - 26548658

**THE OXFORD DENTAL COLLEGE**

Accredited with 'A' grade by NAAC

(Recognized by the Govt. of Karnataka, affiliated to Rajiv Gandhi University of Health Sciences, Karnataka & Recognized by Dental Council of India, New Delhi)

Bommanahalli, Hosur Road, Bangalore - 560 068.

Ph: 080-61754680 Fax: 080 - 61754693

E-mail: deandirectortodc@gmail.com Website: [www.theoxford.edu](http://www.theoxford.edu)

DEPARTMENT OF PERIODONTICS

DEPARTMENT OF PERIODONTOLOGY

- Department follows objective structured clinical examination for assessment (OSCE) for assessment
- Faculty will conduct viva voice conjointly on candidates comprehension, analytic approach
- It includes all components of course like case history, hand scaling, oral hygiene instructions

CATEGORY	ASSESSMENT	SCORES	TOTAL
OSCE	Case History taking	20	90
	Armamentarium and setting up of instruments	10	
	Chair position	05	
	Instrument grasp, finger rests and instrument adaptation	10	
	Hand scaling	30	
	Post operative Oral Hygiene Instructions	15	

CATEGORY	ASSESSMENT	SCORES	TOTAL
OSPE	Clinical viva voice	30	90
	Periodontal surgical instruments - spotters	30	
	Demonstration of principles of instrumentation for scaling on maxillary and mandibular casts	30	

**Dr. B.S JAGADISH PAI**  
Professor & H.O.D  
Department Of Periodontology  
The Oxford Dental College  
Bommanahalli, Hosur Road,  
Bangalore - 560 068





Administrative Office:  
1st Phase, J.P. Nagar, Bangalore-560 078.  
Ph: 080-26659532, 61754501/02 | Fax: 080 - 26548658

**THE OXFORD DENTAL COLLEGE**

**Accredited with 'A' grade by NAAC**

(Recognized by the Govt. of Karnataka, affiliated to Rajiv Gandhi University of Health Sciences, Karnataka & Recognized by Dental Council of India, New Delhi)

Bommanahalli, Hosur Road, Bangalore - 560 068.

Ph: 080-61754680 Fax: 080 - 61754693

E-mail: deandirectortodc@gmail.com Website: [www.theoxford.edu](http://www.theoxford.edu)

**THE OXFORD DENTAL COLLEGE**  
**DEPARTMENT OF PROSTHODONTICS AND CROWN AND BRIDGE**


**Objective Structured Clinical Examination (OSCE) for assessment of IV BDS Students**

- Department follows objective structured clinical examination (OSCE) for assessment.
- Faculty will conduct viva-voce conjointly on candidate's comprehension, analytical approach, expression, interpretation of data and communication skills.
- It includes the components of course contents like tooth preparation and impression making.

CATEGORY - 1	ASSESSMENT	SCORES	TOTAL
COMPLETE DENTURE IMPRESSION	Primary Impression Procedure	20 MARKS	90 MARKS
	Border Moulding	30 MARKS	
	Final Impression	30 MARKS	
	Viva Voce	10 MARKS	

**Objective Structured Practical Examination (OSPE) for assessment of IV BDS Students**

CATEGORY - 2	ASSESSMENT	SCORES	TOTAL
TOOTH PREPARATION ON PHANTOM HEAD	Setting of Instruments	5 MARKS	90 MARKS
	Phantom Head Position	5 MARKS	
	Crown Preparation	35 MARKS	
	Isolation	15 MARKS	
	Impression making	20 MARKS	
	Viva Voce	10 MARKS	

  
**Dr. MEENAKSHI T. M.D.S**  
Professor and Head  
Department of Prosthodontics and Crown & Bridge  
The Oxford Dental College, Bangalore.  
(Dr. Meenakshi T.)

Forwarded to principal.



Administrative Office:  
1st Phase, J.P. Nagar, Bangalore-560 078.  
Ph: 080-26659532, 61754501/02 | Fax: 080 - 26548658

**THE OXFORD DENTAL COLLEGE**

Accredited with 'A' grade by NAAC

(Recognized by the Govt. of Karnataka, affiliated to Rajiv Gandhi University of Health Sciences,  
Karnataka & Recognized by Dental Council of India, New Delhi)

Bommanahalli, Hosur Road, Bangalore - 560 068.

Ph: 080-61754680 Fax: 080 - 61754693

E-mail: deandirectortodc@gmail.com Website: [www.theoxford.edu](http://www.theoxford.edu)

**THE OXFORD DENTAL COLLEGE**  
**DEPARTMENT OF PROSTHODONTICS AND CROWN AND BRIDGE**

**Objective Structured Practical Examination (OSPE) for assessment of II BDS Students (DM)**

CATEGORY - 1	ASSESSMENT	SCORES	TOTAL
MAJOR EXERCISE	Manipulation of Heat Cure Acrylic Resin with Different Physical Stages	35 MARKS	90 MARKS
	MINOR EXERCISE	Manipulation of Zinc Oxide Eugenol Secondary Impression Material	
SPOTTERS	Identification of Spotters	25 MARKS	
	Viva Voce	10 MARKS	

**Objective Structured Practical Examination (OSPE) for assessment of II BDS Students (PCP)**

CATEGORY - 2	ASSESSMENT	SCORES	TOTAL
TEETH ARRANGEMENT IN ANGLES CLASS I MOLAR OCCLUSION	Articulation	10 MARKS	80 MARKS
	Anterior Teeth Arrangement	25 MARKS	
	Posterior Teeth Arrangement	25 MARKS	

**Dr. MEENAKSHI T. M.D.S**

Professor and Head

Department of Prosthodontics and Crown & Bridge  
The Oxford Dental College, Bangalore.

*(Dr. Meenakshi T.)*

*Forwarded to Principal.*



Administrative Office:  
1st Phase, J.P. Nagar, Bangalore-560 078.  
Ph: 080-26659532, 61754501/02 Fax: 080 - 26548658

**THE OXFORD DENTAL COLLEGE**  
Accredited with 'A' grade by NAAC

(Recognized by the Govt. of Karnataka, affiliated to Rajiv Gandhi University of Health Sciences,  
Karnataka & Recognized by Dental Council of India, New Delhi)  
Bommanahalli, Hosur Road, Bangalore - 560 068.  
Ph: 080-61754680 Fax: 080 - 61754693  
E-mail: deandirectortodc@gmail.com Website: [www.theoxford.edu](http://www.theoxford.edu)



**CHILDREN'S EDUCATION SOCIETY (Regd.)**

Administrative Office:

1st Phase, J.P. Nagar, Bangalore-560 078.  
Ph: 080-26659532, 30410501/02 Fax : 080 - 26548658

**THE OXFORD DENTAL COLLEGE**

Accredited with 'A' grade by NAAC

(Recognized by the Govt. of Karnataka, Affiliated to Rajiv Gandhi University of Health Sciences,  
Karnataka & Recognized by Dental Council of India, New Delhi)

Bommanahalli, Hosur Road, Bangalore - 560 068.

Ph: 080-61754680 Fax : 080 - 61754693

E-mail: deandirectortodc@gmail.com Website: [www.theoxford.edu](http://www.theoxford.edu)

**THE OXFORD DENTAL COLLEGE**  
**DEPARTMENT OF ORTHODONTICS AND DENTOFACIAL ORTHOPAEDICS**

**Objective Structured Clinical Examination (OSCE) for assessment of IV BDS Students**

- Department follows objective structured clinical examination (OSCE) for assessment.
- Faculty will conduct viva-voce conjointly on candidate's comprehension, analytical approach, expression, interpretation of data and communication skills.
- It includes the components of course contents like Impression making and Recording case history.

CATEGORY -1	ASSESSMENT	SCORES	TOTAL
IMPRESSION MAKING	Patient positioning & Tray selection	5 MARKS	10 MARKS
	Material mixing & Impression taking	5 MARKS	
CASE HISTORY RECORDING	Patient positioning, Extra oral, Intra oral & Functional Examination	5 MARKS	20 MARKS
	Diagnosis	5 MARKS	
	Viva Voce	10 MARKS	

**Objective Structured Practical Examination (OSPE) for assessment of IV BDS Students**

- It includes the components of course contents like Wire bending and Digital spotters.

CATEGORY -2	ASSESSMENT	SCORES	TOTAL
DIGITAL SPOTTERS (10 SPOTTERS)	Identification of the spotters	1 MARK (per question)	20 MARKS
	Answering to the questions asked for that particular spotters	1 MARK (per question)	
CEPHALOMETRIC TRACING	Marking the anatomical points & Measuring the angles	5 MARKS	10 MARKS
	Interpretation	5 MARKS	
MODEL ANALYSIS	Measuring the parameters	5 MARKS	10 MARKS
	Interpretation	5 MARKS	
WIRE BENDING	Fabrication and activation of the appliance	10 MARKS	20 MARKS
	Viva Voce	10 MARKS	

Head of the Department

Professor & Head  
Dept. of Orthodontics  
The Oxford Dental College, Bangalore



Administrative Office:  
1st Phase, J.P. Nagar, Bangalore-560 078.  
Ph: 080-26659532, 61754501/02 | Fax: 080 - 26548658

**THE OXFORD DENTAL COLLEGE**

Accredited with 'A' grade by NAAC

(Recognized by the Govt. of Karnataka, affiliated to Rajiv Gandhi University of Health Sciences, Karnataka & Recognized by Dental Council of India, New Delhi)

Bommanahalli, Hosur Road, Bangalore - 560 068.

Ph: 080-61754680 Fax: 080 - 61754693

E-mail: deandirectortodc@gmail.com Website: [www.theoxford.edu](http://www.theoxford.edu)

DEPARTMENT OF PAEDIATRIC AND PREVENTIVE DENTISTRY

OBJECTIVE STRUCTURED PRACTICAL EXAMINATION

DEPARTMENT OF PEDIATRIC AND PREVENTIVE DENTISTRY

III<sup>RD</sup> YEAR STUDENT

CATEGORY	ASSESSMENT	SCORES	TOTAL
CLASS 1 CAVITY PREPARATION	<b>OCCLUSAL STEP</b>		40 marks
	• LINGUAL INCLINATION	5 marks	
	• DIVERGENCE		
	• CAVITY DEPTH		
	• FLAT PULPAL FLOOR	5 marks	
	• THICKNESS OF MARGINAL RIDGE	5 marks	
	• CAVITY WIDTH	5 marks	
	• RETENTION (DOVE TAIL)	5 marks	
	• LINE ANGLE AND POINT ANGLE	5 marks	
		5 marks	

Prof. Dr. P. S. Srinivas  
Dept. of Paedodontics & Preventive Dentistry  
The Oxford Dental College

Bommanahalli, Bangalore - 560 068



Administrative Office:  
1st Phase, J.P. Nagar, Bangalore-560 078.  
Ph: 080-26659532, 61754501/02 | Fax: 080 - 26548658

**THE OXFORD DENTAL COLLEGE**

Accredited with 'A' grade by NAAC

(Recognized by the Govt. of Karnataka, affiliated to Rajiv Gandhi University of Health Sciences,  
Karnataka & Recognized by Dental Council of India, New Delhi)

Bommanahalli, Hosur Road, Bangalore - 560 068.

Ph: 080-61754680 Fax: 080 - 61754693

E-mail: deandirectortodc@gmail.com Website: [www.theoxford.edu](http://www.theoxford.edu)

## OBJECTIVE STRUCTURED PRACTICAL EXAMINATION DEPARTMENT

### OF PEDIATRIC AND PREVENTIVE DENTISTRY

#### III<sup>RD</sup> YEAR STUDENT

CATEGORY	ASSESSMENT	SCORES	TOTAL
CLASS 2 CAVITY PREPARATION	<b><u>OCCLUSAL STEP</u></b>		
	• LINGUAL INCLINATION	5 marks	<b>40 marks</b>
	• DIVERGENCE		
	• CAVITY DEPTH		
	• FLATNESS OF PULPAL FLOOR	5 marks	
	• THICKNESS OF MARGINAL RIDGE	5 marks	
	• CAVITY WIDTH	5 marks	
	• RETENTION (DOVE TAIL)		
	• LINE ANGLE AND POINT ANGLE	5 marks	
	<b><u>PROXIMAL STEP</u></b>	5 marks	
	• CAVITY DESIGN	5 marks	
	• CONTACT POINT		
	• GINGIVAL SHEATH WIDTH		
• BEVEL OF GINGIVAL MARGIN	5 marks		
• SECONDARY FLARE			
• AXIAL WALL			
• CAVOSURFACE MARGIN	5 marks		



Administrative Office:  
1st Phase, J.P. Nagar, Bangalore-560 078.  
Ph: 080-26659532, 61754501/02 Fax: 080 - 26548658

**THE OXFORD DENTAL COLLEGE**

Accredited with 'A' grade by NAAC

(Recognized by the Govt. of Karnataka, affiliated to Rajiv Gandhi University of Health Sciences, Karnataka & Recognized by Dental Council of India, New Delhi)

Bommanahalli, Hosur Road, Bangalore - 560 068.

Ph: 080-61754680 Fax: 080 - 61754693

E-mail: [deandirectortodc@gmail.com](mailto:deandirectortodc@gmail.com) Website: [www.theoxford.edu](http://www.theoxford.edu)

	<ul style="list-style-type: none"> <li>• ROUNDENING OF LINE ANDPOINT ANGLES</li> </ul>	5 marks	<b>40 marks</b>
		5 marks	
		5 marks	
		5 marks	
		5 marks	
		5 marks	
		5 marks	

OBJECTIVE STRUCTURED PRACTICAL EXAMINATION

DEPARTMENT OF PEDIATRIC AND PREVENTIVE DENTISTRY

III<sup>RD</sup> YEAR STUDENT

CATEGORY	ASSESSMENT	SCORES	TOTAL
<b>CLASS 3 CAVITY PREPARATION</b>	<ul style="list-style-type: none"> <li>• CONTACT POINT</li> </ul>	5 marks	<b>20 marks</b>
	<ul style="list-style-type: none"> <li>• SECONDARY FLARE</li> </ul>	5 marks	
	<ul style="list-style-type: none"> <li>• LINE ANGLE AND POINT ANGLE</li> </ul>	5 marks	
	<ul style="list-style-type: none"> <li>• AXIAL WALL</li> </ul>	5 marks	



Administrative Office:  
1st Phase, J.P. Nagar, Bangalore-560 078.  
Ph: 080-26659532, 61754501/02 | Fax: 080 - 26548658

**THE OXFORD DENTAL COLLEGE**

**Accredited with 'A' grade by NAAC**

(Recognized by the Govt. of Karnataka, affiliated to Rajiv Gandhi University of Health Sciences,  
Karnataka & Recognized by Dental Council of India, New Delhi)

Bommanahalli, Hosur Road, Bangalore - 560 068.

Ph: 080-61754680 Fax: 080 - 61754693

E-mail: deandirectortodc@gmail.com Website: [www.theoxford.edu](http://www.theoxford.edu)

## OBJECTIVE STRUCTURED PRACTICAL EXAMINATION

### DEPARTMENT OF PEDIATRIC AND PREVENTIVE DENTISTRY

#### III<sup>RD</sup> YEAR STUDENT

CATEGORY	ASSESSMENT	SCORES	TOTAL
<b>CLASS 5 CAVITY PREPARATION</b>	• LINE ANGLE AND POINT ANGLE	5 marks	<b>20 marks</b>
	• CAVITY DEPTH	5 marks	
	• FLATNESS OF PULPAL FLOOR	5 marks	
	• CAVITY WIDTH	5 marks	

## OBJECTIVE STRUCTURED CLINICAL EXAMINATION

### DEPARTMENT OF PEDIATRIC AND PREVENTIVE DENTISTRY

#### PROFESSIONAL TOPICAL FLUORIDE APPLICATION

#### IV YEAR STUDENT

CATEGORY	ASSESSMENT	SCORES	TOTAL
	PATIENT SELECTION	5 MARKS	
	CASE HISTORY	10 MARKS	
	DIAGNOSIS	10 MARKS	
	CHILD MANAGEMENT	10MARKS	
	STERILISATION	5MARKS	



Administrative Office:  
1st Phase, J.P. Nagar, Bangalore-560 078.  
Ph: 080-26659532, 61754501/02 | Fax: 080 - 26548658

**THE OXFORD DENTAL COLLEGE**

Accredited with 'A' grade by NAAC

(Recognized by the Govt. of Karnataka, affiliated to Rajiv Gandhi University of Health Sciences, Karnataka & Recognized by Dental Council of India, New Delhi)

Bommanahalli, Hosur Road, Bangalore - 560 068.

Ph: 080-61754680 Fax: 080 - 61754693

E-mail: deandirectortodc@gmail.com Website: [www.theoxford.edu](http://www.theoxford.edu)

<b>APF GEL APPLICATION</b>	SETTING UP THE INSTRUMENTS	5MARKS	<b>90 MARKS</b>
	ORAL PROPHYLAXIS	15MARKS	
	TRAY SELECTION	5 MARKS	
	TRAY LOADING	5 MARKS	
	TRAY INSERTION	10 MARKS	
	CHAIR POSITION	5 MARKS	
	POST -OP INSTRUCTION	5 MARKS	

**OBJECTIVE STRUCTURED CLINICAL EXAMINATION**

**DEPARTMENT OF PEDIATRIC AND PREVENTIVE DENTISTRY**

**CAVITY PREPARATION**

**IV YEAR STUDENT**

<b>CATEGORY</b>	<b>ASSESSMENT</b>	<b>SCORES</b>	<b>TOTAL</b>
<b>CAVITY PREPARATION</b>	PATIENT SELECTION	5 MARKS	<b>90 MARKS</b>
	CASE HISTORY	10 MARKS	
	DIAGNOSIS	10 MARKS	
	STERILIZATION AND DISINFECTION	5 MARKS	
	SETTING UP THE INSTRUMENTS	5 MARKS	
	CHAIR POSITION	5 MARKS	





Administrative Office:  
1st Phase, J.P. Nagar, Bangalore-560 078.  
Ph: 080-26659532, 61754501/02 | Fax: 080 - 26548658

**THE OXFORD DENTAL COLLEGE**

**Accredited with 'A' grade by NAAC**

(Recognized by the Govt. of Karnataka, affiliated to Rajiv Gandhi University of Health Sciences,  
Karnataka & Recognized by Dental Council of India, New Delhi)

Bommanahalli, Hosur Road, Bangalore - 560 068.

Ph: 080-61754680 Fax: 080 - 61754693

E-mail: deandirectortodc@gmail.com Website: [www.theoxford.edu](http://www.theoxford.edu)

	CAVITY PREPARATION	15 MARKS	
	ISOLATION	10 MARKS	
	MATRICE AND WEDGE PLACEMENT	10 MARKS	
	RESTORATION	10 MARKS	
	POST -OP INSTRUCTION	5 MARKS	

**OBJECTIVE STRUCTURED CLINICAL EXAMINATION**

**DEPARTMENT OF PEDIATRIC AND PREVENTIVE DENTISTRY**

**EXTRACTION**

**IV YEAR STUDENT**

CATEGORY	ASSESSMENT	SCORES	TOTAL
<b>EXTRACTION</b>	PATIENT SELECTION	5 MARKS	<b>90 MARKS</b>
	CASE HISTORY	5 MARKS	
	DIAGNOSIS	10 MARKS	
	CHILD MANAGEMENT	10MARKS	
	STERILISATION	5MARKS	
	SETTING UP THE INSTRUMENTS	5MARKS	
	CHAIR POSITION	5 MARKS	
	ADMINISTRATION OF LOCAL ANESTHESIA	20MARKS	



Administrative Office:  
1st Phase, J.P. Nagar, Bangalore-560 078.  
Ph: 080-26659532, 61754501/02 | Fax: 080 - 26548658

**THE OXFORD DENTAL COLLEGE**

**Accredited with 'A' grade by NAAC**

(Recognized by the Govt. of Karnataka, affiliated to Rajiv Gandhi University of Health Sciences,  
Karnataka & Recognized by Dental Council of India, New Delhi)

Bommanahalli, Hosur Road, Bangalore - 560 068.

Ph: 080-61754680 Fax: 080 - 61754693

E-mail: [deandirectortodc@gmail.com](mailto:deandirectortodc@gmail.com) Website: [www.theoxford.edu](http://www.theoxford.edu)

	REFLECTION OF FLAP	5MARKS	
	POSITIONING OF INSTRUMENT	5MARKS	
	LUXATION AND REMOVAL	5MARKS	
	HEMORRHAGE CONTROL	5MARKS	
	POST -OP INSTRUCTION	5 MARKS	

Curriculum of Dental Internship Programme according to Dental Council of India:

General Guidelines:

1. It shall be task-oriented training. The interns should participate in various institutional and field

programmes and be given due responsibility to perform the activities in all departments of the Dental

Colleges and associated Institutions.

2. To facilitate achievement of basic skills and attitudes the following facilities should be provided to all

dental graduates:

i) History taking, examination, diagnosis, charting and recording treatment plan of cases.

ii) Presentation of cases in a group of Seminar.

iii) Care and sterilization of instruments used.

iv) Performance and interpretation of essential laboratory tests and other relevant investigations.

v) Data analysis and inference.



Administrative Office,  
1st Phase, J.P. Nagar, Bangalore-560 078.  
Ph: 080-26659532, 61754501/02 | Fax: 080 - 26548658

**THE OXFORD DENTAL COLLEGE**

**Accredited with 'A' grade by NAAC**

(Recognized by the Govt. of Karnataka, affiliated to Rajiv Gandhi University of Health Sciences,  
Karnataka & Recognized by Dental Council of India, New Delhi)

Bommanahalli, Hosur Road, Bangalore - 560 068.

Ph: 080-61754680 Fax: 080 - 61754693

E-mail: deandirectortodc@gmail.com Website: [www.theoxford.edu](http://www.theoxford.edu)

vi) Proper use of antibiotics, anti-inflammatory and other drugs, as well as other therapeutic modalities.

vii) Education of patients, their relatives and community on all aspects of dental health care while

working in the institution as also in the field.

viii) Communication aimed at inspiring hope, confidence and optimism. ix) Legal rights of patients and

obligations of dental graduate under forensic jurisprudence.

During their posting in Pediatric and Preventive Dentistry the Dental graduates (INTERNS) shall perform:

1. Topical application of fluorides including varnish - 5 Cases
2. Restorative procedures of carious deciduous teeth in children - 10 Cases
3. Pulpotomy - 2 Cases
4. Pulpectomy - 2 Cases
5. Fabrication and insertion of space maintainers - 1 Case
6. Oral habit breaking appliances - 1 Case

Professor of  
Dept. of Pedodontics & Preventive Dentistry  
The Oxford Dental College

Bommanahalli, Bangalore - 560 068



Administrative Office:  
1st Phase, J.P. Nagar, Bangalore-560 078.  
Ph: 080-26659532, 61754501/02 | Fax: 080 - 26548658

**THE OXFORD DENTAL COLLEGE**

Accredited with 'A' grade by NAAC

(Recognized by the Govt. of Karnataka, affiliated to Rajiv Gandhi University of Health Sciences, Karnataka & Recognized by Dental Council of India, New Delhi)

Bommanahalli, Hosur Road, Bangalore - 560 068.

Ph: 080-61754680 Fax: 080 - 61754693

E-mail: deandirectortodc@gmail.com Website: [www.theoxford.edu](http://www.theoxford.edu)

DEPARTMENT OF ORAL AND MAXILLOFACIAL PATHOLOGY & ORAL MICROBIOLOGY

Department follows objective structured practical examination (OSPE) for assessment. The assessment is based on the following:

YEAR	ASSESSMENT	MARKS	TOTAL
I Year	Carving geometric forms, permanent teeth both of upper and lower arch on Wax block	30 marks	90 marks
	Identification of oral and paraoral histology slides and ground sections	39 marks	
	Identification of deciduous and permanent teeth	12 marks	
	Identification of cast specimen	9 marks	
III Year	Identification of microscopic slides of various oral lesions	60 marks	90 marks
	Identification and points in support of hard and soft tissue specimens – Tooth anomalies and cast specimens	30 marks	

Steps taken to measure the competencies or outcomes:

**Formative evaluation** is done through a series of tests and examinations conducted periodically by the department

**Summative evaluation** is done by the university through examination conducted at the end of the 1st and 3rd year BDS

**METHODS TO EVALUATE COMPETENCIES:**

Evaluation may be achieved by the following tested methods:

1. Class test
2. Internal Written exams

*Srinivas*  
Prof & HOD  
Dept. of Oral & Maxillofacial  
Pathology & Microbiology  
The Oxford Dental College,  
Bommanahalli, Bangalore



Administrative Office:  
1st Phase, J.P. Nagar, Bangalore-560 078.  
Ph: 080-26659532, 61754501/02 | Fax: 080 - 26548658

**THE OXFORD DENTAL COLLEGE**

**Accredited with 'A' grade by NAAC**

(Recognized by the Govt. of Karnataka, affiliated to Rajiv Gandhi University of Health Sciences,  
Karnataka & Recognized by Dental Council of India, New Delhi)

Bommanahalli, Hosur Road, Bangalore - 560 068.

Ph: 080-61754680 Fax: 080 - 61754693

E-mail: [deandirectortodc@gmail.com](mailto:deandirectortodc@gmail.com) Website: [www.theoxford.edu](http://www.theoxford.edu)

1. Internal Written exams
2. Practical examination
3. Viva voce
4. Quiz
5. Seminar presentations
6. Group discussion

**Interns:**

To facilitate reinforcement of learning and acquisition of clinical examination and laboratory skills, the interns shall perform the following:

- History recording and clinical examination – 5 cases
- Blood urine and sputum examination – 5 cases
- Exfoliative cytology and smear study – 2 cases
- Biopsy – laboratory procedure and reporting



Administrative Office:  
1st Phase, J.P. Nagar, Bangalore-560 078.  
Ph: 080-26659532, 61754501/02 | Fax: 080 - 26548658

**THE OXFORD DENTAL COLLEGE**

**Accredited with 'A' grade by NAAC**

(Recognized by the Govt. of Karnataka, affiliated to Rajiv Gandhi University of Health Sciences,  
Karnataka & Recognized by Dental Council of India, New Delhi)

Bommanahalli, Hosur Road, Bangalore - 560 068.

Ph: 080-61754680 Fax: 080 - 61754693

E-mail: deandirectortodc@gmail.com Website: [www.theoxford.edu](http://www.theoxford.edu)


**THE OXFORD DENTAL COLLEGE**  
**DEPARTMENT OF PUBLIC HEALTH DENTISTRY**

**Checklist- OSCE for undergraduate students**

STUDENT NAME:			
EVALUATOR:			
TASK	COMPLETE TASK	PARTIALLY COMPLETED	TASK NOT PERFORMED
Demographic data recording	10 Marks	5 Marks	Nil
Chief complaint and history of presenting illness	10 Marks	5 Marks	Nil
Diet history recording	5 Marks	2.5 Marks	Nil
Extra oral examination	5 Marks	2.5 Marks	Nil
Intra oral examination	10 Marks	5 Marks	Nil
Diagnosis	10 Marks	5 Marks	Nil
Comprehensive treatment plan	10 Marks	5 Marks	Nil
Relevant indices	30 Marks	15 Marks	Nil

**TOTAL**

(Maximum 90 Marks)

  
**HEAD OF THE DEPARTMENT**

Professor and head of the Department,  
The Department of Public Health Dentistry  
The Oxford Dental College  
Bommanahalli, Bangalore



Administrative Office:  
1st Phase, J.P. Nagar, Bangalore-560 078.  
Ph: 080-26659532, 61754501/02 | Fax: 080 - 26548658

**THE OXFORD DENTAL COLLEGE**

Accredited with 'A' grade by NAAC

(Recognized by the Govt. of Karnataka, affiliated to Rajiv Gandhi University of Health Sciences,  
Karnataka & Recognized by Dental Council of India, New Delhi)

Bommanahalli, Hosur Road, Bangalore - 560 068.

Ph: 080-61754680 Fax: 080 - 61754693

E-mail: deandirectortodc@gmail.com Website: [www.theoxford.edu](http://www.theoxford.edu)

**THE OXFORD DENTAL COLLEGE**  
**DEPARTMENT OF PUBLIC HEALTH DENTISTRY**

**Checklist- OSPE for undergraduate students**

<b>STUDENT NAME:</b>			
<b>EVALUATOR:</b>			
<b>TASK</b>	<b>COMPLETE TASK</b>	<b>PARTIALLY COMPLETED</b>	<b>TASK NOT PERFORMED</b>
Oral health education talk	15Marks	7.5 Marks	Nil
Poster submission	15 Marks	7.5 Marks	Nil
Field programmes	15 Marks	7.5 Marks	Nil
Spotters Identification	15 Marks	7.5 Marks	Nil
Seminar presentation	30 Marks	15 Marks	Nil

**TOTAL POINTS**

**(Maximum 90 Marks)**

  
**HEAD OF THE DEPARTMENT**

Professor and Head of the Department  
The Department of Public Health Dentistry  
The Oxford Dental College  
Bommanahalli, Bangalore